




COORDINATOR
OANA CHICIU AURELIA BOCANCEA
BOGDAN GHICA



LET'S FIND A
LANGUAGE FOR
BETTER
UNDERSTANDING-
CASE STUDIES

ISBN: 978-973-0-42432-4
BACĂU, 2025



COORDINATOR
OANA CHICIU AURELIA BOCANCEA
BOGDAN GHICA

LET'S FIND A LANGUAGE FOR BETTER UNDERSTANDING- CASE STUDIES



EUROPEAN FUNDS FOR SOCIAL DEVELOPMENT 2021-2027

PROJECT: TRANSNATIONAL EDUCATIONAL MOBILITY OF PUPILS AND SCHOOL EDUCATION STAFF

PROJECT TITLE: ZNAJDŹMY JĘZYK, KTRYM LEPIEJ SIĘ POROZUMIEMY/ LET'S FIND A LANGUAGE FOR BETTER UNDERSTANDING

ID 2024-1-PL01-KA122-SCH-000215850

SCHOOL NAME: SZKOŁA PODSTAWOWA NR 10 IM. GUSTAWA MORCINKA W TYCHACH AND ȘCOALA GIMNAZIALĂ „ALEXANDRU IOAN CUZA” BACĂU



ISBN: 978-973-0-42432-4

BACĂU, 2025



SCIENTIFIC ADVISOR: AGNIESZKA ANNA DUDA SZKOŁA PODSTAWOWA NR 10 IM. GUSTAWA MORCINKA W TYCHACH

The Project summary:

The project reasons:

The school has a need to constantly improve the quality of work, introduce innovative teaching methods and international cooperation.

The obstacles on this path are:

- poor knowledge of the English language, which closes the possibility of participating in foreign mobilities and international activities
- burnout of some teachers caused by an unfavorable situation in education
- poor methodological and psychological preparation for working with pupils with special education needs.

Project objectives:

The main objectives of the project are:

- Strengthening the competences and quality of teachers' work in the use of innovative teaching methods
- Creating safe and inclusive school environments and providing support to pupils with special educational and psychological needs by disseminating the knowledge gained during training
- Strengthening teachers' competences in English in order to open them up to international cooperation
- Improvement of work organization
- Counteracting professional burnout

Project outcomes:

Cooperation with the school in Romania

Strengthening teachers' linguistic, methodological and IT competences during foreign and etwinning, courses and job shadowing, organisational competences in the implementation of project objectives and preparation of mobilities

Improving the quality of school work by

- at least 2 etwinning projects
- creating didactic base with materials from mobility
- developing and implementing programs for special needs students
- implementing new organisational solutions at school

During job shadowing, we observed teachers introducing a wide variety of methods and workflows. They successfully used online resources, multimedia presentations, videos, and educational platforms with games and activities that consolidated students' knowledge and skills. These modern methods were seen in students' interest and engagement during lessons. Students also developed soft skills by being engaged in project-based work, emphasizing group collaboration, task allocation, independence and creativity. They also worked using a project method. In many cases, teachers prepared additional teaching aids for students – worksheets, cutouts, crossword puzzles and real-life objects.






The students were very disciplined and worked at a fast pace. They were focused on their tasks, completed them without the teacher repeating instructions, helped each other when they had problems, and were active. Students with special educational needs received support and attention from the teacher, assignments and tasks were tailored to their needs (if necessary).

If a student disrupted the lesson in any way, the teachers were generally able to manage them. There were also instances where the lack of a support teacher was noticeable, with the student failing to complete assigned tasks, being loud, pacing around the classroom, and harassing other children.

We are impressed with the professionalism and high standard of education offered by Scoala Gimnaziala Alexandru Ioan Cuza in Bacau, and the warm welcome we received.






SCIENTIFIC ADVISOR: HEADTEACHER ELENA POPICA ȘCOALA GIMNAZIALĂ „ALEXANDRU IOAN CUZA” BACĂU

In the spirit of European cooperation and continuous professional development, Școala Gimnazială "Alexandru Ioan Cuza" in Bacău, Romania, had the honor of hosting a job shadowing mobility as part of the Erasmus+ programme. The visit involved teachers from Szkoła Podstawowa nr 10 im. Gustawa Morcinka w Tychach, Poland, and took place within the framework of the project "ZNAJDŹMY JĘZYK, KTÓRYM LEPIEJ SIĘ POROZUMIEMY / LET'S FIND A LANGUAGE FOR BETTER UNDERSTANDING", ID 2024-1-PL01-KA122-SCH-000215850.

Over the course of one week, our Polish colleagues observed teaching practices within our school, with a particular focus on strategies used to support and include students with special educational needs (SEN). Their active participation in classroom activities and professional dialogue with our teaching staff created a valuable context for the exchange of best practices, pedagogical reflection, and mutual growth.

This eBook presents a selection of lesson plans and activities conducted during the mobility, with the aim of offering practical examples of learner-centered education tailored to classroom diversity. We hope this material will inspire educators interested in inclusive teaching and contribute to promoting quality education throughout Romania and across Europe.





Teacher: Botezatu Maria (Agnieszka) - MATHS

Class: CP B (SEN)

Interactive lesson plan hear: Natural numbers 0-31.
Addition and subtraction with and without crossing
over. Simple problems

Objectives

a) Cognitive

- identify the "neighbours" of numbers;
- order given numbers in ascending and descending order;
- to compare the given numbers using the expressions „ less", „ greater" or „equal";
- complete strings with missing numbers;
- recognize odd/even numbers in a given string;
- solve orally and in writing addition and subtraction exercises, with and without skipping order, applying the calculation algorithms learned;
- solve problems using the expressions "the more the more"/ "the less the less";
- compose problems with intuitive support.

b) Psychomotor

- adopt the correct position when writing;/ coloring;
- use writing/coloring tools correctly.

c) Affective

- will participate with interest in the lesson;
- will collaborate in learning tasks.

Methods: conversation, explanation, demonstration, exercise, problematization, didactic game.





Teacher: Loćcu Daniela (Katarzyna) - MATHS

Class: 1 F

Lesson title: Addition and subtraction of numbers in the range 0-100

Objectives

- O1 - to operate with the mathematical concepts learned: terms, addition, subtraction, subtraction, difference;
- O2 - to perform mental arithmetic exercises quickly;
- O3 - associate the operation (+, -) with the appropriate result;
- O4 - carry out correct addition and subtraction with natural numbers from 0 to 100;
- O5 - compare two natural numbers based on the comparison criteria learned;
- O6 - analyze the content of a problem, following the steps to solve it;
- O7 - recognize the parts of a plant and their role.

Methods: conversation, explanation, observation, demonstration, exercise, problematization, exposure, didactic game, Wordwall game, Snowball method, I know-I want to know-I know.





Teacher: Ghidu Elena (Ireneusz& Michal) - PE

Class: 2 B

Lesson title:

Topic 1: Motor skills: jumping Learning jumping rope.

Topic 2: Basketball: Learning to shoot hoop.

Objectives:

- by the end of the lesson students will know how to jump rope
- Focus on pushing the ball with two hands.
- The pupils will perform the exercises with interest and pleasure;
- teaching the basic mechanism of execution

Methods: Explanation, demonstration, repetition

10:00-11:00

Teacher: Spiță Mirela (Agnieszka& Katarzyna) - ROMANIAN (Reading)


Class: I C (Room B14)

Title of the lesson: Team project: Journal of class readings

Objectives

- a) Cognitive: to formulate texts related to the readings of the week, following the structure of a diary page;
- b) Aptitudinal: to illustrate the texts created and used in the team project of the class diary;
- c) Attitudinal: to express their opinion about the role of reading in personal development.

Methods: investigation, conversation, exercise, gallery tour, reflection



Teacher: Ghidu Elena (Ireneusz& Michal) - PE

Class: 2C

Lesson title:

Topic 1: Speed-speed of movement

Topic 2: Motor skills: Handball, pass out of displacement with one hand above the shoulder.

Objectives

- at the end of the lesson students will be able to: run in a straight line;
- correctly execute the running step launched by speed; execute the pass at the next position; know what phase I counter-attack means

Methods: explanation; conversation; demonstration

Teacher: laut Ionela (Agnieszka) - ENGLISH

Class: 4E

Lesson title: Animal homes and habitats

Objectives:

- identify animals and their environment
- understand why animals live in different habitats
- develop interdisciplinary skills
- to encourage the use of English

Methods: observation, explanation, discussion, analogies, conclusions.



Teacher: Apostol Iulia (Katarzyna) - HISTORY

Class: 5 C

Lesson title: Roman public monuments

Objectives

- 1. to identify the types of monuments specific to Roman architecture
- 2. to describe their components
- 3. to know the purpose of their construction;
- 4. to compare Romanian and Greek architecture;

Methods: brainstorming, discovery learning, demonstration, conversation

Teacher: Ghidu Elena (Ireneusz& Michal) - PE

Class: 4C

Lesson title:

- Topic 1: Skill
- Theme 2: Handball: Application of the technical-tactical elements learned in the handball game.

Objectives:

At the end of the lesson students will:

- perform the skill exercises with more skill
- will improve team spirit
- will improve their rules

Methods: Explanation, Demonstration, Verbal appreciation



Teacher: Dascălu Mona (Agnieszka&Ireneusz) - FRENCH

Class: 5B

Title of the lesson: Adjective and plural formation

Objectives:

- to recognize adjectives
- to describe objects
- to use new knowledge in exercises

Methods: conversation, team work, games.


Teacher: Manolachi Ionela (Katarzyna&Michal) - ROMANIAN


Class: 7D (SEN)

Title of the lesson: Interjection

Objectives: to identify interjections in statements; to compose statements with different types of interjections; to differentiate between types of interjections

Methods: cube (it is an interactive method that involves analysis, comparison, application, argumentation, description and association of theoretical concepts by contextualizing them), problematization (it is an interactive method that involves identification of theoretical concepts), RAI (it is an active-participative method where students answer questions, throw the "knowledge ball" and question their peers to fix the concepts taught)





Teacher: Dediu Larisa (Katarzyna&Michal) - MATHS

Class: 7C

Title of the lesson: APPLICATIONS - RATIO RATIO OF TWO TRIANGLE
ARIES. APPROXIMATION IN PRACTICAL SITUATIONS OF DISTANCES
USING SIMILARITY

Objectives: Students will learn to

- interpret and model a practical situation in order to calculate distances
- calculate some distances using the similarity of triangles
- calculate the areas of triangles using the similarity ratio

Methods: observation, discovery, conversation, explanation, exercise

Teacher: Zăbrăuțanu Alina (Ireneusz) - MATHS

Class: 7A

The title of the lesson: SYSTEMS OF TWO EQUATIONS WITH TWO
UNKNOWN VARIABLES

Objectives: Students will learn to

- play DOMINO
- calculate the solutions of systems of two equations with two unknowns
- work in teams and share tasks

Methods: play, discovery conversation, explanation, exercise



Teacher: Simion Roxana (Agnieszka) - ENGLISH


Class: 6B

Lesson title: What's the story?

Objectives:

- developing the students' ability to predict the content of the lesson
- developing the students' ability to read for detailed understanding /for the gist
- retelling the story by ordering main ideas
- raising the students' awareness of the use of Past tense, specific time words when writing stories
- writing stories in the third person with the help of pictures

Methods and techniques: conversation, explanation, guided questions, commenting on visuals/realia, brainstorming, group work



Group visit to Kindergarten No. 18 și Kindergarten No. 26 Bacău (units of the school)

Teacher: Danăilă-Moisă Mihaela (Agnieszka) - ROMANIAN

Class: 5 A

Title of the lesson: The literary narrative text: literacy exercises

Objectives: to identify the characters and the theme of the text; to identify moral and physical traits of the characters; to interpret the message of the text;

Methods:

- the cluster method (*a teaching method used individually or in groups which consists of highlighting the links between the main ideas and transposing them in other context by the students - it is a non-linear brainstorming method*);
- starburst (*it a creativity stimulation method which is based on formulating questions in order to understand the message of the text*);
- the quadrant method (*it is a post-reading method used to check the students' ability to understand a literary text at first sight*).



Teacher: Durlan Violeta (Katarzyna) - HISTORY

Class: 4 E

Lesson title: Alexandru Ioan Cuza

Objectives:

- to know the key events - Students will identify the main moments in the life and reign of Alexandru Ioan Cuza, such as the Union of the Principalities in 1859 and his important reforms.
- show the impact of the reforms - Students will explain, in their own understanding, how Cuza's reforms (e.g. agrarian reform, modernization of the administration) influenced the lives of the people then and how they are still felt today.
- express, through a creative exercise (e.g. imaginary letter, role-play, debate), how they would have felt if they had lived in Cuza's time and what reforms they would propose for a better society.

Methods: brainstorming, thinking hats method.

Teacher: Ciobanu Ancuța (Ireneusz& Michal) - PE

Class: PE (SEN)

Title of the lesson: Theme 1 : Educating coordination in precise ball handling; Theme 2: Teaching multiple dribbling by watching the ball being pushed into the ground sideways by the foot

Objectives:

handling the ball and the hoop respecting the execution;
maintaining dribbling with a dexterous hand throughout the movement

Methods: explanation; conversation; demonstration; systemic observation; verbal assessment; formative assessment; practicing harmonious physical development complexes; practicing motor acts and actions in relatively constant conditions; practicing several motor skills and/or skills.

Teacher: Maxim Mirela (Katarzyna) - ROMANIAN

Class: 2 B (SEN)

Lesson title: Communication in Romanian

Objectives:

O1: To choose the correct answer;

O2: Extract appropriate rhymes;

O2: Form sentences using the given homophones;

O3: Select the word that correctly completes the sentence;

O4: Create a text based on the given picture.

Methods: Cluster method, Brainstorming, Conversation, Exercise, Game

Teacher: Dinu Mihaela (Agnieszka) - PERSONAL DEVELOPMENT

Class: I B

Lesson title: Journey to the Land of Friendship

Objectives:

1. find situations in which they have shown friendship to classmates and teachers

2. to use the language of virtues regarding friendship in school and extracurricular activities

Methods: brainstorming-words associated with the word „friendship”; discussions based on the story (main moments, message) analogy - friendship: a treasure, a plant, a bridge, etc.

role-play: peaceful conflict resolution to understand how friends communicate and cooperate collective work/ comic strips on the importance of this virtue in character building



Teacher: Ciobanu Ancuța (Ireneusz& Michal) - PE

Class: 3 C

Lesson title: Theme 1 : Athletics: Speed running- learning the running stride launched by speed. Theme 2 Sports Game : Handball- Learning the pass from walking and running, with emphasis on the over the shoulder arcing throw.

Objectives: Correct execution of the speed thrown pass; Maintaining skillful hand dribbling throughout the movement

Methods: explanation; conversation; demonstration; systemic observation; verbal appraisal; formative assessment; practice of harmonious physical development complexes; practice of motor acts and actions in relatively constant conditions; practice of several motor skills and/or abilities.

Teacher: Păduraru Măriuca (Agnieszka&Michal) - GERMAN

Class: 7A

Lesson title: Ein Rezept

General objectives:

- To develop listening, production and oral and written interaction skills in German.
- To improve the vocabulary specific to the topic "Recipe" (ingredients, kitchen utensils, verbs associated with food preparation).
- Increasing pupils' confidence in using German in everyday contexts.

Specific objectives:

Reception: Students will understand a simple text about a recipe and the preparation instructions.

Production: Students will be able to write and orally present a simple recipe in German.

Interaction: Students will be able to discuss their culinary preferences and ask about ingredients or quantities.

Specific language: Pupils will learn verbs specific to the culinary process (mischen, schneiden, kochen, backen, etc.) and grammatical structures such as the imperative.

Working methods:

- Interactive methods: Brainstorming: Students are encouraged to name foods and kitchen utensils they already know; Role play: Simulation of a conversation between a chef and a customer asking for a recipe.
- Discovery learning methods: Analyzing a model text: Reading a simple recipe, followed by verb and ingredient identification exercises.
- Sentence completion: Fill in the blanks exercises with matching verbs and nouns.
- Practical methods: Creative writing: writing your own recipe in German.
- Oral presentation: Students present the recipe and explain the preparation – steps.
- Use of audio-visual materials: Watching a video about preparing a simple recipe and extracting key information.



Teacher: Dâlcu-Năstase Elena-Tatiana (Katarzyna&Ireneusz)

Class 5 D (SEN)


Title of the lesson: Literacy WORKSHOP - narrative text

- exercises of pre-reading of the source text, with the aim of anticipating the theme and reducing linguistic, semantic and referential difficulties,
- reading- - personal responses to the given text (message, meaning, etc.)
- post-reading exercises, with a view to interpreting the text and relating it to other texts which develop the theme, symbols, common images.

General objectives:

- recognize the peculiarities of a literary narrative text - coordinates of the fictional world: action, character, time, space.
 - to argue that the proposed literary text falls into the category of literary narrative,
 - express an opinion about a situation in the literary work studied
1. comprehension strategies: simple inferences, predictions, mental representations, affective response, integrating information from the text into one's own knowledge system; sharing reading impressions. Identify emotions, feelings and attitudes expressed in the text. Identify moral/cultural values promoted in the text.
 2. Style: grammatical correctness, observance of spelling and punctuation conventions.

Methods: Assumptions about the text; Game: 'True or False' game method; Text map; Round table; Exit tickets.



Teacher: Corobană Alina (Katarzyna) - COMPUTER STUDIES

Class: 5 B

Title of the lesson Interactiv: The notion of algorithm

Objectives:

- to understand the notion of algorithm and its importance
- identify the properties of algorithms
- to describe different algorithms

Methods: conversation, explanation, problematization



Teacher: Păduraru Costel (Ireneusz& Michal) - PE

Class: PD (SEN)

Interactiv Lesson plan title: Developing / Educating reaction speed through play.

Objectives:

- OM: To correctly perform actions commanded or required to visual and auditory cues;
- OC: To know and correctly apply the rules of games;
- OA: Show cooperative attitudes, team spirit and fair play during the activity.

Methods: Explanation; Conversation; Demonstration; Verbal appreciation.



(Agnieszka)

Teacher: Bocancea Aurelia - Home Economics

Teacher: Chiciu Oana - Alina - English

Teacher: Popica Elena - Mathematics

Class: 5D (SEN)

Interactiv Lesson plan title: Pupils' eating habits - transdisciplinary lesson

Objectives:

- To identify the habits that need to be changed regarding students' eating habits and behavior.
- Understand the need to change unhealthy habits.
- To analyze their own eating behavior.

Methods:

- Brainstorming: consists in the rapid generation of ideas in a free and creative way, without initial criticism or judgment. The aim is to stimulate creative thinking and active involvement of all pupils.
- Sunburst: a visual method for organizing information. The aim of the method is to help organize and visualize information, stimulating creative and structured-rational thinking. This method uses a center (like a "star") from which ideas or concepts related to the main theme radiate, facilitating understanding and retention of information.
- Game: the "True or False" game method involves the teacher presenting statements and students respond by raising a mark (usually green for "true" and red for "false"), depending on the correctness of the statement. The aim of the game is to check knowledge and promote active participation.





Primary school teacher: Sereş Anca (Agnieszka&Katarzyna) - MATHS

Class: 2 C

Lesson topic: division and multiplication - consolidation

Lesson type: Consolidation and systematization of knowledge

Aim: To form the skills to perform exercises and problems that are solved by the operation of division; to develop language and mathematical thinking; to consolidate oral and written calculation skills

General skills: Using numbers in elementary calculations; Identifying phenomena/relationships/regularities/structures in the immediate environment; Solving problems starting from sorting and representing data.

Specific skills: Mathematics and environmental exploration

1.5. Carry out multiplication and division in the range 0-1000 by repeated addition/subtraction

1.6. Use mathematical names and symbols (sum, total, terms of a sum, difference, remainder, subtract, subtrahend, subtractor, product, factors of a product, how much, divisor, divisor, , =, +, +, -, -, :) in solving and/or composing problems;

Communication in Romanian

1.1. Identify the meaning of a short message on familiar topics, spoken clearly and slowly;

2.2. Convey information using simple messages;

Personal development

2.1. Express basic emotions in a variety of situations;

2.3. Exploring interpersonal skills;



Teacher: Păduraru Costel (Ireneusz& Michal) - PE

Class: IE

Lesson title:

Theme 1: Skill Development / Education - Transportation of Objects;

Theme 2: Sports Game: Handball - learning dribbling.

Objectives:

OM:

- Not to drop objects during transportation;
- To dribble as correctly as possible with the skillful hand.

OC: To praise a colleague on a successful execution;

- Know the technique of dribbling.

OA:

- Adopt appropriate behavior that reflects adherence to accident avoidance rules;
- Maintain order and discipline throughout the lesson.

Methods: Explanation; Conversation; Demonstration; Verbal appreciation.

Teacher: Păduraru Costel (Ireneusz& Michal) - PE

Class: 4 E

Lesson title:

Topic 1: Athletics: Throwing the oine ball;

Theme 2: Sports Game: Handball - Handball structure - consolidation.

Objectives:

OM:

- To throw the oine ball accurately from distance;
- To correctly execute the exercises in the handball structure.

OC:

- To master the basic mechanics of throwing the handball;
- Know the handball rules.

OA:

- To carry out the teacher's instructions with interest and pleasure;
- To develop team spirit and cooperation according to the rules of the game.

Methods: Explanation; Conversation; Demonstration; Verbal appreciation

Teacher: Leonte Rodica (Agnieszka&Katarzyna) - ARTS&CRAFTS

Class: CP E (SEN)

Lesson title: Easter Egg Holder

Objectives:

- **cognitive**

1. list the materials used to paint the eggs;
2. correctly use the techniques of cutting, assembling, gluing and decorating, based on the explanations given;
3. carry out the work using the materials, on the basis of the explanations given;
4. follow the work steps presented in order to produce the work;
5. assess the work objectively on the basis of the assessment criteria laid down;

- **psychomotor**

6. handle work utensils properly;
7. adopt a correct posture during the work in relation to the work materials;

- **affective:**

8. show a constant interest in the subject;
9. empathize with those who need support/help.

Methods: conversation, explanation, systematic observation, demonstration, exercise, mutual evaluation.



Teacher: Soțu Roxana (Agnieszka, Katarzyna, Ireneusz& Michal) - ROMANIAN

Class: 6B

Titlul lecției: Travellers in the world of characters

Objectives:

- To identify and analyze 7 famous characters from world literature.
- To understand the cultural and historical context in which these characters emerged.
- To appreciate the global literary diversity and the impact of these characters on readers.
- To develop skills in comparing characters from different cultures and literary contexts.
- To encourage imagination and empathy through exploring the traits and adventures of the characters.

Methods:

- Interactive discussion: Presenting each character through open-ended questions and inviting students to share what they know or think about each one.
- Thought-provoking questions: Using questions that stimulate thinking to encourage students to step into the characters' shoes and analyze their motivations.
- Groups Discussions: Dividing students into small groups to discuss a specific character and create a joint presentation.
- Creative activities: Students can create drawings, posters, or even scenarios in which characters might interact with each other, stimulating creativity and collaboration.
- Role-play: Activities where students play the role of characters, developing empathy and understanding of their motivations.





Teacher: Păring Delia (Agnieszka&Katarzyna) - BIOLOGY

Class: 8B (SEN)

Title of the lesson: NUTRITIONAL DISEASES-DIABETES

Objectives: Definition of nutritional diseases, Classification of different types of nutritional diseases, Identify the signs of onset of diabetes, Recognizing the symptoms of the onset of diabetes

Methods: Demonstration, Exposition, Comparison, Problematization, Practical application

Teacher: Fantază Andrada (Ireneusz& Michal) - PE

Class: IA

Lesson title:

Topic 1: Developing / Educating reaction speed - Movement game "Musical statues";

Theme 2: Reinforcement of basic and utilitarian-applied skills - Utilitarian-applied track.

Objectives:

OM:

- Quickly perform the commanded actions to visual and auditory signals;
- To perform the exercises correctly and at the best possible pace according to the utilitarian-applicative route.

OC:

- To know the rules of the proposed games;
- To describe the exercises proposed for the utilitarian-applicative route.

OA:

- Respect the rules of the games;
- To show sociability and a spirit of cooperation in their relations with peers.

Methods: Explanation; Conversation; Demonstration; - Observation; - Verbal assessment; - Formative assessment.



Teacher: Ursu Rodica (Agnieszka) - ARTS & CRAFTS

Class: CPD (SEN)

Title of the lesson: Easter eggs

Objectives:

cognitive

- recognize the materials and utensils to be used;
- to correctly use the tools to make the finished product;
- to realize the work correctly on the basis of the explanations received, respecting the order of the work steps;
- combine working techniques specific to practical skills (gluing, decorating, painting) and various materials in order to realize the proposed product;
- assess their own work and that of their colleagues on the basis of the following criteria: correctness, accuracy,
- originality, degree of completion.

psychomotor:

- handling work utensils properly;
- adopt a correct posture during the work in relation to the work materials;

affective:

- show a constant interest in the subject;
- empathize with those who need support/help.

Methods: conversation, explanation, systematic observation, demonstration, exercise, mutual evaluation.



Teacher: Creangă Monica-Livia (Katarzyna) - ROMANIAN

Class: 3 D

Title of the lesson: Lyric text: "Spring", by George Topîrceanu

Cognitive objectives:

OC1: identify the pictures of the poem;

OC2: to classify the artistic images (visual, auditory, olfactory);

OC3: to argue the meaning of the title in relation to the content of the poem

OC4: to interpret the verses of the poem in musical rhythm.

Affective objective:

OA1: show interest in analyzing the text;

Psychomotor objective:

OM1. To coordinate movements and body expressivity.

Methods: Conversation, explanatory reading, cluster method, quadrant method, role play.



Teacher: Fantază Andrada and Ghica Bogdan (Ireneusz& Michal) - PE

Class: 6 C

Lesson title:

- Topic 1: Sports Game: Handball - Strengthening the pass from displacement with one hand above the shoulder;
- Topic 2: Strength development through circuit.

Objectives:

OM:

- To correctly execute the pass with one hand over the shoulder;
- To execute simple and complex movements with full control.

OC:

- To evaluate a colleague's technique in executing the one-hand over the shoulder pass;
- List the exercises (circuit stations) that contribute to strength development.

OA:

- To be interested in performing the passes as well as possible;
- To arouse interest in exercise to maintain or improve health.

Methods: Explanation; Conversation; Demonstration; Observation; - Verbal appraisal; Formative assessment.





Teacher: Trifan Marcela (Agnieszka) - CHEMISTRY

Class: 8 D

Lesson title: Fun experiments

Objectives:

- to carry out simple experiments based on a work plan
- to communicate observations
- to understand the importance of chemistry in everyday life

Methods: conversation, observation, independent work, explanation

Teacher: Tomozei Ana - Maria (Katarzyna) - ARTS& CRAFTS

Class: 4 C

Subject : Visual arts and practical skills

Lesson title: Earth Day

Objectives:

- to recognize the main environmental problems
- to realize a creative project about environmental protection
- to show respect for nature and encourage ecological behavior

Methods: cluster method, 6/3/5 method (Brainwriting), conversation, explanation, evaluation



Teacher: Fantază Andrada (Ireneusz& Michal) - PE

Class: 1B

Lesson Title:

Topic 1: Skill Development/Education - Shooting;

Theme 2: Sports Game: Handball - Learning to pass from the spot.

Objectives:

OM:

- To perform increasingly complex motor actions with and without objects;
- To correctly execute the technique of passing and catching the ball on the spot.

OC:

- Listen carefully to explanations;
- To master the basic mechanics of catching and passing the ball.

OA:

- To be satisfied with good execution;
- To participate in the games proposed, demonstrating fair-play and cooperative skills.

Methods: Explanation; Conversation; Demonstration; Observation; Verbal assessment; Formative assessment.

Teacher: Rugină Jana (Ireneusz&Katarzyna) - BIOLOGY


Class where the lesson will be given: 6 D

Title of the lesson: Circulatory system

Objectives:

- to understand the structure of the circulatory system
- to compare the effects of an active lifestyle and a sedentary lifestyle on the circulatory system

Methods: conversation, explanation, problematization, R.A.I. method.



Teacher: Altipalmac Anca (Michal) - ART

Class: 5 C

Lesson title: Painting techniques

Objectives: Application of painting techniques in religious compositions, realization of collective compositions

Methods: Explanation, demonstration

Teacher: Bejan Narcisa (Agnieszka) - ENGLISH

Class: 5A

Lesson title: A day out in London

Objectives:

- read and understand information about London
- develop ability to understand inferred meaning from a spoken text
- develop self-reflection, critical thinking, collaboration and creativity
- develop cultural competence

Methods: brainstorming, guided discussions, group work, CLIL





CLASS SCHEDULE

| Time | Mon | Tue | Wed | Thu | Fri |
|-------|-----|-----|-----|-----|-----|
| 09:00 | | | | | |
| 10:00 | | | | | |
| 11:00 | | | | | |
| 11:20 | | | | | |
| 12:20 | | | | | |
| 13:00 | | | | | |
| 14:00 | | | | | |



WELL DONE
TODAY!

The week at glance

